

No Vein?... Think **BiG**



  
**BiG**  
SIMPLY SAVING LIVES



INTRASOSEOUS  
access within  
**SECONDS**



## Adult Bone Injection Gun

- Disposable, automatic spring-loaded trocar needle
- Rapid learning curve for caregivers
- Safe, reliable, and usable in extreme conditions
- Ready-to-use, no maintenance required
- Pocket size 6.5 x 3 in. (16.5 x 7.6 cm)
- Lightweight (Less than 3 oz.)
- 5 year shelf life
- FDA and CE approved



**Any Patient, Anytime, Anywhere**

The world's first automatic, user-friendly IO device brings you safe, rapid IO access for the delivery of fluids and medications at flow rates similar to peripheral IV infusion.

With the help of Bone Injection Gun™, IO infusion can be established within seconds. The B.I.G. presents an easy and safe "position and press" mechanism.

Typically used at the upper tibia plateau, B.I.G. is quickly becoming the device of choice for physicians and paramedics in emergency medical services, hospitals, militaries, government agencies, and tactical environments. B.I.G. is FDA and CE approved.

Adult Bone Injection Gun - part# **BIG-A** nsn# 6515-01-518-8487





# BIG

SIMPLY SAVING LIVES

## ADULT BONE INJECTION GUN

### INTRASOSEOUS INFUSION

#### Blue, 15G Needle

#### Instructions For Use:

1 Hold the bottom end firmly, 90° to the bone



2 Squeeze and pull out the red safety latch



3 While holding the bottom firmly, press down with palm of your hand



4 Remove B.I.G. by pulling upward with a slight side-to-side motion



5 Clip and secure the needle, using the red safety latch and tape



6 Remove the trocar needle (stylet)



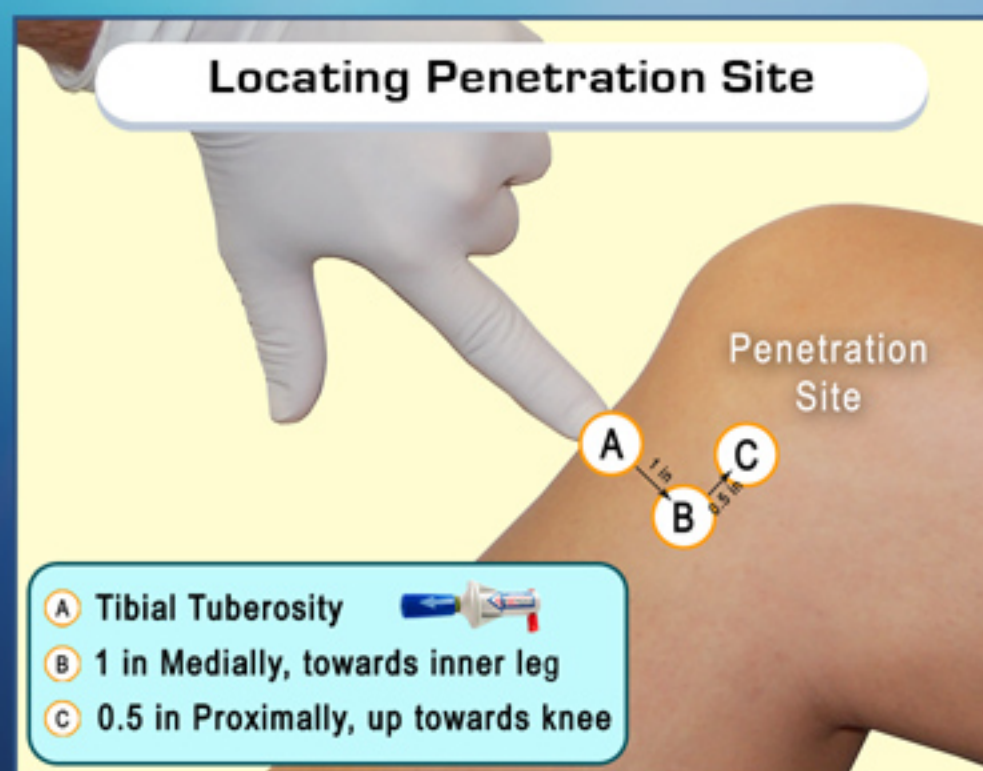
7 Connect an extension set for a standard IV



8 Confirm needle placement by aspirating and flushing




#### Locating Penetration Site



- A Tibial Tuberosity
- B 1 in Medially, towards inner leg
- C 0.5 in Proximally, up towards knee


#### Needle & Spring Design

A. Before the Adult B.I.G. is triggered, the spring is coiled under pressure and is held by a red safety latch to prevent misfiring.



B. After the red safety latch is removed and the B.I.G. device is triggered under direct pressure, the spring is released and drives the needle.

**Note:** Exit hole at the end of barrel is "off center" as a safety feature.



www.ps-med.com | info@ps-med.com

Telephone: 713-723-6000

Toll Free: 1-888-737-7978

5310 Elm Street Houston, Texas 77081